

INTERNATIONAL SCHOLASTIC TALENT TEST (ISTT) 2016

LKG

Max. Marks: 100
Time: 2 Hrs.

Code No: F/001/16

Name:..... Reg. No:.....

All the answers should be marked in the answer sheet only.

Examiners please note:

1. Instruct all the kids to sit.
2. Distribute answer sheets to all the children and ask them to colour the given picture (Question No.1).
3. Call one kid at a time to examiner's table.
4. Write his/her name, reg. number and name of the school on the top of the answer sheet. (In Block Letters)
5. Read out each question one by one and ask him/her to answer.
6. Put marks for each question in the **answer sheet** only.
7. Please do not give marks for Question No.1,33,34,35,36,37&38
8. When all the questions are finished, ask the child to go to his/her seat and continue the colouring work.
9. Collect the answer sheet and sign on the answer sheets.
10. **Give back the question papers to the students.**

1. Colour the picture.


(12 Marks)

(See the answer sheet)


A miniature picture is given in the last page (page no. 7) of this question paper. This is for doing at home.

(Question No. 2 to 32, 2 Marks each)

2. Recite four lines of any rhyme you have studied.
3. Who is eating?. Tick on it.




4. Tick on the fruits among the following.




Oral questions.

5. Show a red coloured flower among the following.



Look at the picture and answer the following questions.













6. Say the names of two animals in your mother tongue.
7. Say the names of two other animals in English.
8. Name a bird and the tree in the picture.
9. With your finger touch the tallest animal.
10. How many animals are there in the picture? Birds are also animals.


Cross matching. Connect the matching pairs by pencil or crayons.


Column A





Column B





11.		<input type="radio"/>	<input type="radio"/>	A	
12.		<input type="radio"/>	<input type="radio"/>	B	
13.		<input type="radio"/>	<input type="radio"/>	C	
14.		<input type="radio"/>	<input type="radio"/>	D	
15.		<input type="radio"/>	<input type="radio"/>	E	

Odd one out. One is different from others. Tick on it.

16.    
 A B C D

17.    
 A B C D

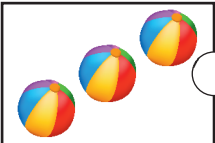







18.    
 A B C D

19.    
 A B C D

20. Tick on the figure that begins with the letter F.

   
 A B C D

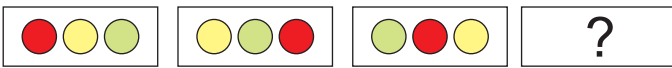
Count the number of objects in column 1 & 3 and connect them with column 2.



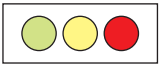
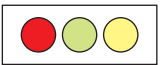
	Column 1	Column 2	Column 3
21.		<input type="radio"/> 6 <input type="radio"/>	
22.		<input type="radio"/> 3 <input type="radio"/>	
23.		<input type="radio"/> 5 <input type="radio"/>	
24.		<input type="radio"/> 2 <input type="radio"/>	

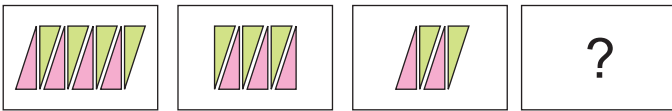
What comes next? Tick on the option.





25. 7 6 5 4 ?

A 8 B 3 C 2 D 0

26. 


A  B 
C  D 

27. 


A  B 
C  D 

Which is more? Tick on it.

28.




A




B

Who is taller? Tick on it.

29.





A




B

Which part completes the picture? Tick on the option.

30.



A



B

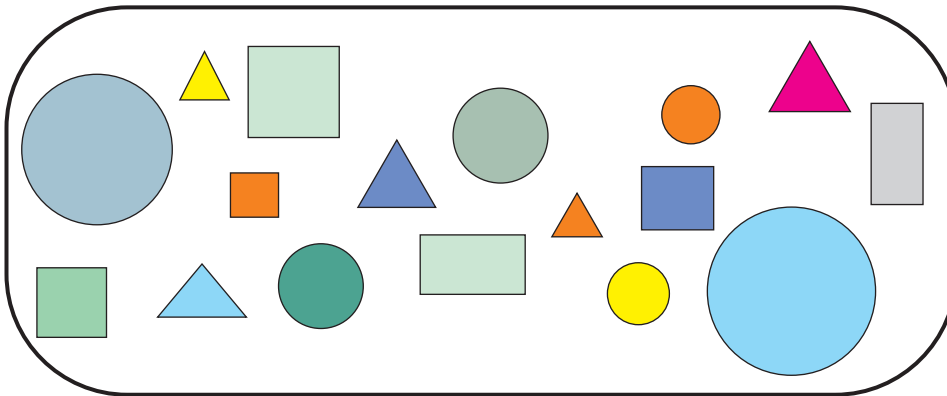


C



D

31. How many triangles and circles are there in the picture?



Triangles =

Circles =

32. Which vehicle moves on water? Tick on it.



A



B



C




D

Write the first letter of the following figures in the answer sheet.

(2x4 = 8 Marks)

33




34



35



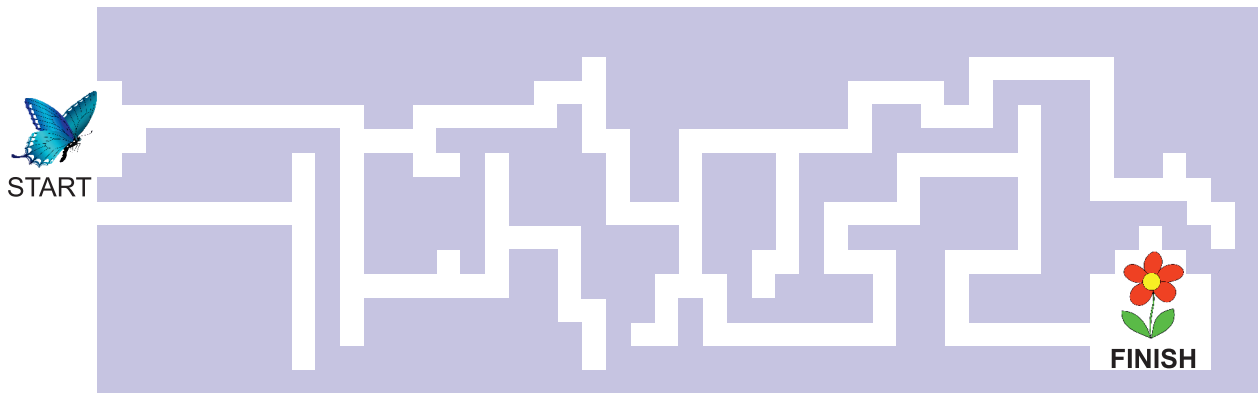
36



Find the way in the answer sheet.

(6 Marks)


37.




Draw tyres and colour the car in the answer sheet.

(12 Marks)

38.



1.



DO NOT COLOUR THIS PAGE NOW




INTERNATIONAL SCHOLASTIC TALENT TEST(ISTT) 2016

Answer Sheet LKG

Name:Reg. No :

School :

- | | | |
|----------|----------|----------|
| 2. | 13. | 24. |
| 3. | 14. | 25. |
| 4. | 15. | 26. |
| 5. | 16. | 27. |
| 6. | 17. | 28. |
| 7. | 18. | 29. |
| 8. | 19. | 30. |
| 9. | 20. | 31. |
| 10. | 21. | 32. |
| 11. | 22. | |
| 12. | 23. | |




Find the way.

37.



Draw tyres and colour the car.

38.



1. Colour the picture.

