

LKG




iset²⁰²¹
INTERNATIONAL SKILL
ENHANCEMENT TRAINING

**MODEL
WORKSHEETS**

MODEL WORKSHEET -1


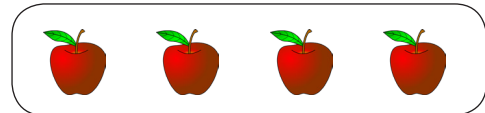


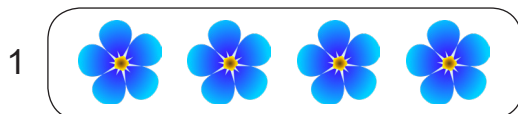
LKG



I. See the given pictures and answer the questions

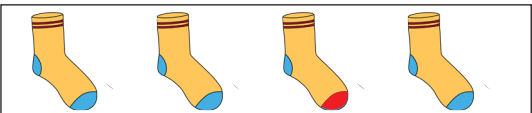
1. Say the name of your school.
2. Can you say the names of two animals in your mother tongue?
3. Read the number written on the bag.
4. Say the names of two vegetables in English.
5. How many fruits are there?
6. Name the yellow shape.
7. Show your nose.
8. Recite four lines of any rhyme.
9. What is the colour of your hair?
10. How many fingers are there on your one hand?


II. Cross matching, connect the matching figures.



III. Tick on the odd one in each set

1 

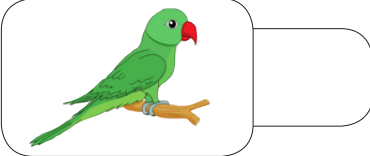
2 


3 

4 

5 

IV. Name the pictures and write the beginning letter

1 

2 

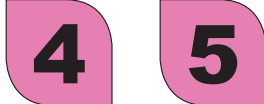
5 

3 

4 


V. What comes next? Tick on the correct answer

1 



2 



3 



VI. Count and write

1. How many triangles are there?

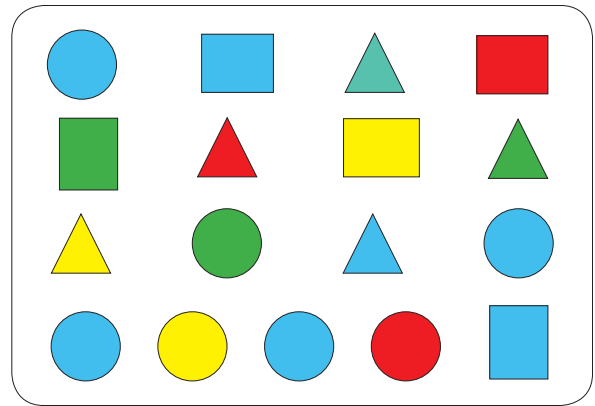
Ans:.....

2. How many blue circles are there?

Ans:.....

3. How many rectangles are there?


Ans:.....




MODEL WORKSHEET -2

LKG


I. Who is eating? Tick on it.



II. Tick on the fruit



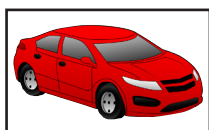


III. Show the red coloured flower





IV. Cross matching. Connect the matching pairs by pencil or crayons


Column A



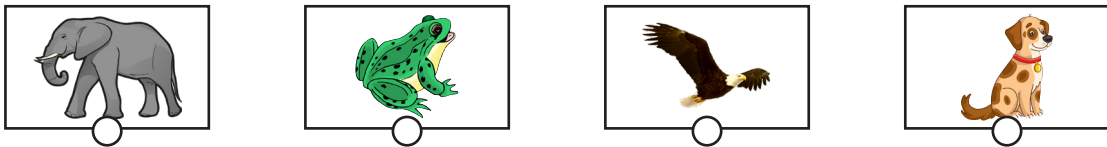
Column B



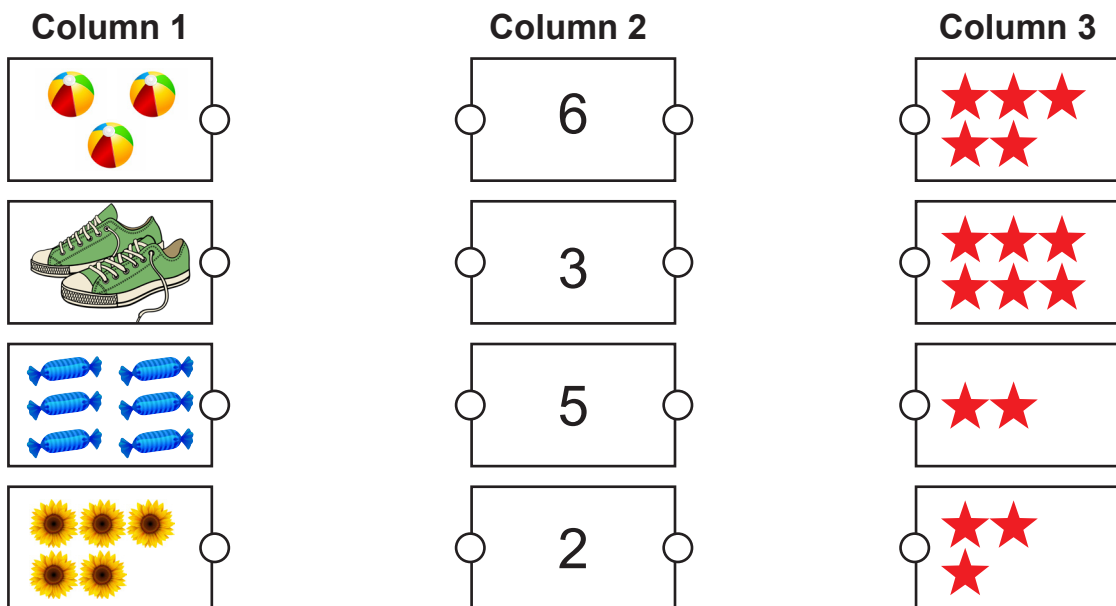
V. Odd one out. One is different from others. Tick on it




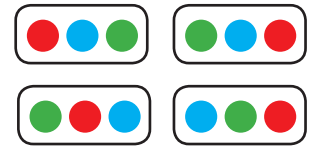
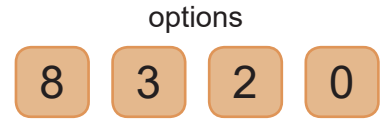
VI. Tick on the figure that begins with the letter F




VII. Count the number of objects in column 1 & 3 and connect them with column 2



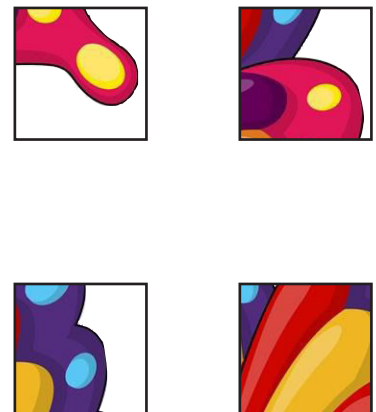

VIII. What comes next? Tick on the correct option.




IX. Which glass contains is more water ? Tick on it.



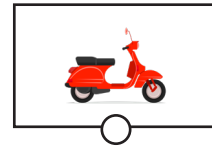
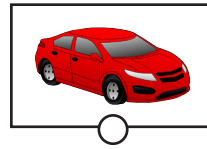

X. Which part completes the picture? Tick on the correct option



XI. How many triangles and circles are there in the picture?



XII. Which vehicle moves on water? Tick on it.




MODEL WORKSHEET - 3

LKG

I. Look at the picture and answer the following questions.

1. Can you say the names of two birds in the picture in your mother tongue?
2. Say the names of 3 animals in English
3. How many birds are there?
4. Who is eating the watermelon?
5. What is the colour of flower?



II. Cross matching. Connect the matching figures




3




6



5


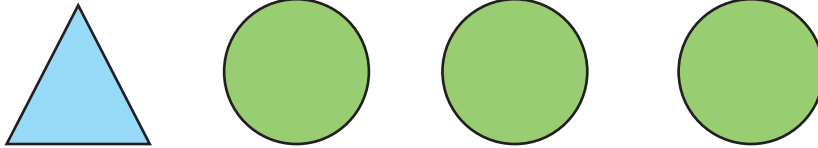



7




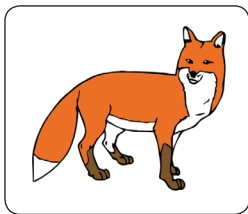


10

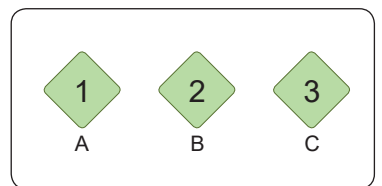
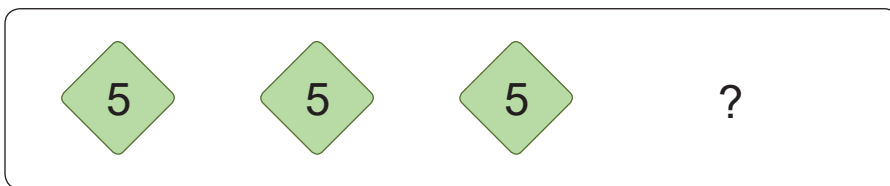


III. Odd one out. Tick on the picture that is different from others







IV. Write the first letter of the given pictures



V. What comes next? Tick on it.



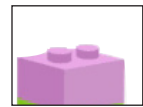
VI. Cross matching. Connect the matching figures




VII. Which peice can complete the missing part ?



A



B




C




D

VIII. Which has more number of bananas?




A



B

IX. Tick on the vegetables



X. Which moves on water? Tick on it



XI. Elephant is last in the line. Who is first in the line? Tick on it



XII. Who is smaller? Tick on it



XIII. Which is cold? Tick on it



MODEL WORKSHEET - 4

LKG

I. Answer the following questions.


1. Name any two animals shown in the picture



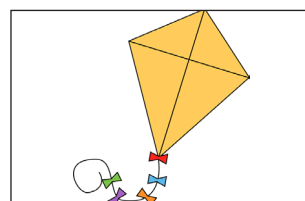
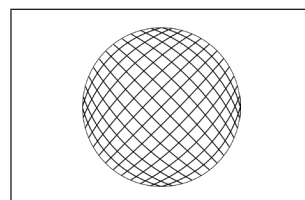






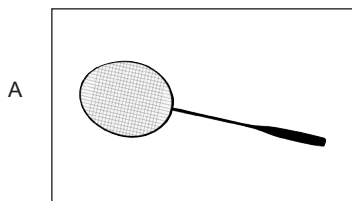
2. Tick on the fruit.






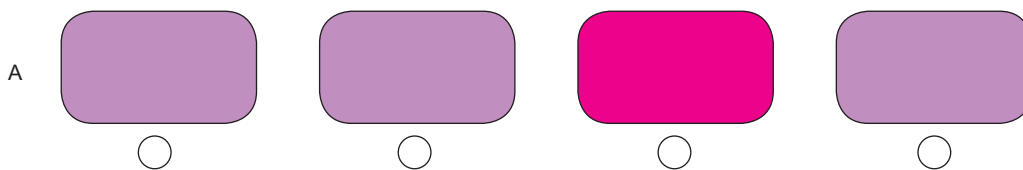
3. Which contains more flowers? Tick on it.



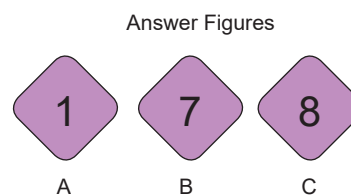
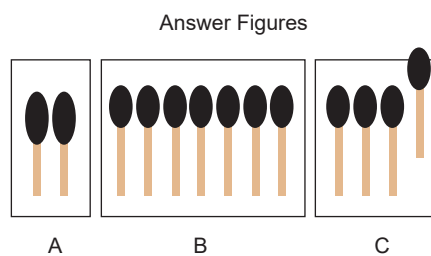
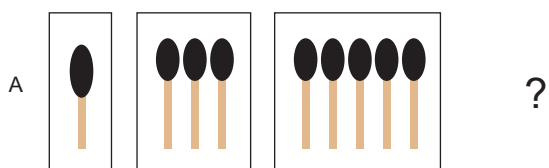
II. Cross matching. Connect the matching figures.




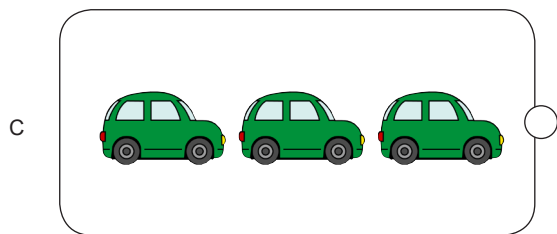



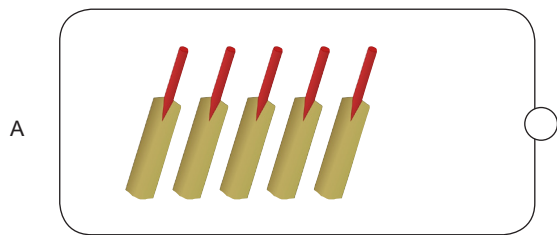
III. Odd one out. Tick on the picture that is different from others.




IV. What comes next? Tick on it

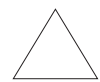


V. Odd one out. Tick on the picture that is different from others.





VI. How many triangles? Count and write.




 Traingles=

VII. Which is a Domestic Animal? Tick on it.



VIII. Who is writing?




MODEL WORKSHEET -5

LKG

I. Look at the following picture and answer the questions that follow.

1. What are the colours on the traffic signal?
2. Name 2 fruits in the picture.
3. Name 2 animals
4. Name 2 birds
5. Name 2 vehicles



II. Look at the following picture and answer the questions.

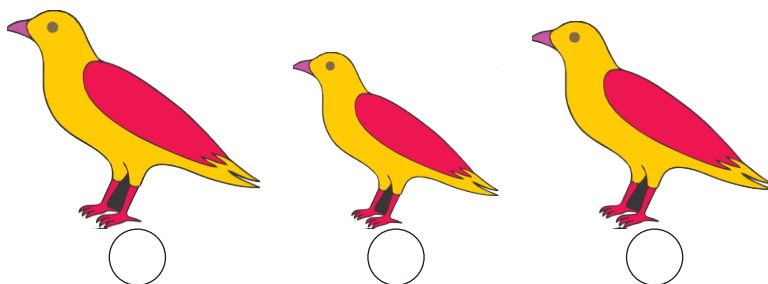
1. How many birds are there?
2. What is the number written on the bag?
3. Who is crying? Girl or boy?
4. How many flowers are there?
5. What is the baby doing?
6. Show me your ear.




III. Tick on the wild animals in the picture.



IV. Tick on the smallest bird.




V. Cross matching. Connect the matching figures.



HAT



TOP



COW





RAT





HEN

VI. Odd one out. One picture is different from others. Tick on it


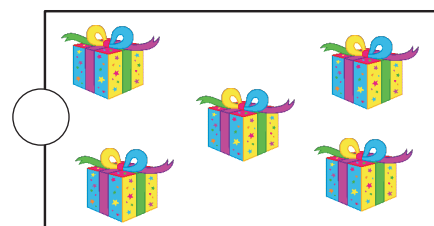


VII. Connect the matching numbers

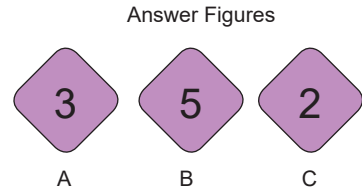
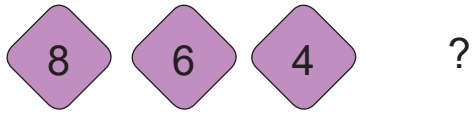
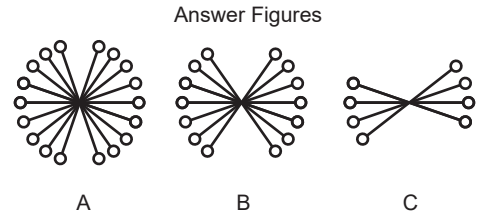
Set A




Set B



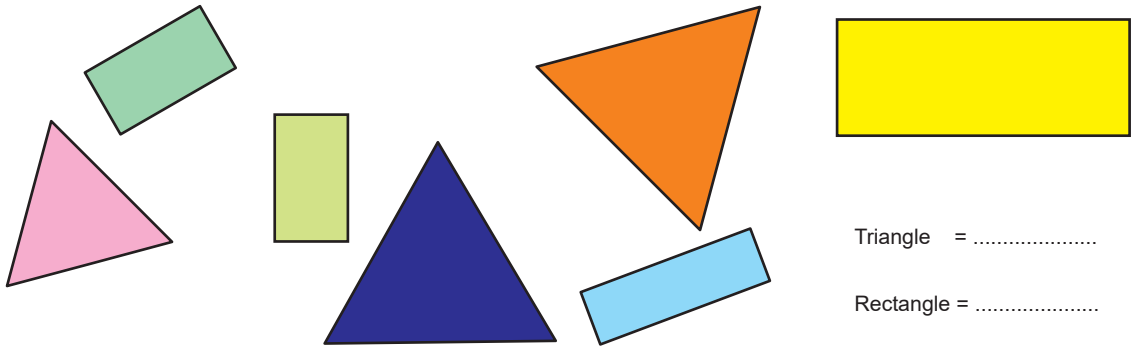
VIII. What comes next?



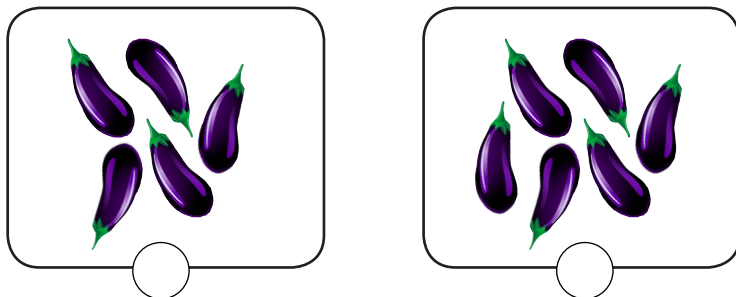
IX. Tick the one that begins with the letter 'E'





IX. Count and write




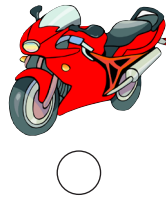
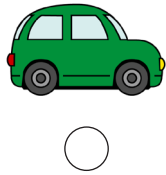
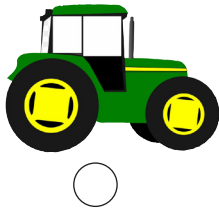
X. Which is more? Tick on it.



XI. Which is a vegetable? Tick on it.



XII. Which moves on water?



MODEL WORKSHEET - 6

LKG

I. Say the names of the following in English.



II. Look at the following picture and answer the questions.



Give the answers in English


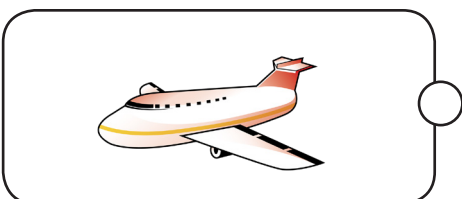



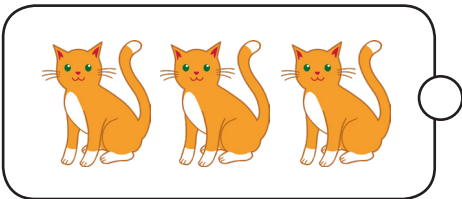
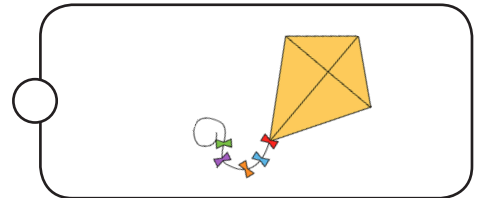

1. How many butterflies are there in the picture?
2. Show red coloured vegetable.
3. How many girls are there?
4. Which number is written on the shirt of the boy?
5. Name a vegetable in the picture?

III. Look at the pictures and answer the questions, Tick on the correct answer






1. Which picture starts with letter H?
2. Which picture starts with letter E?
3. Which picture starts with letter B?
4. Which picture starts with letter K?


IV. Cross matching. Connect the matching figures.




V. Odd one out. One picture is different from others. Tick on it

1

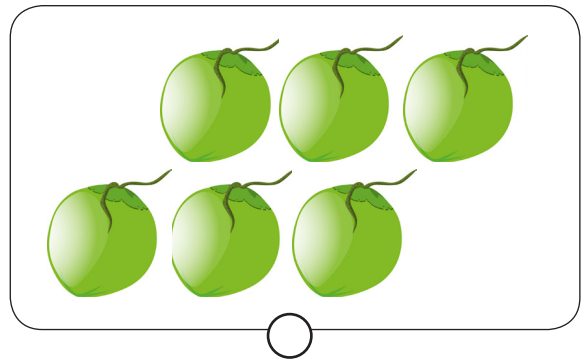
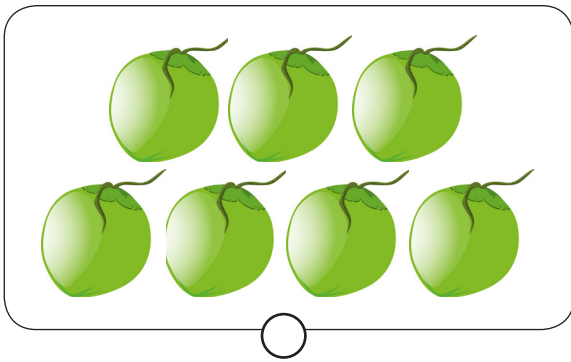




VI. Tick on the fruit



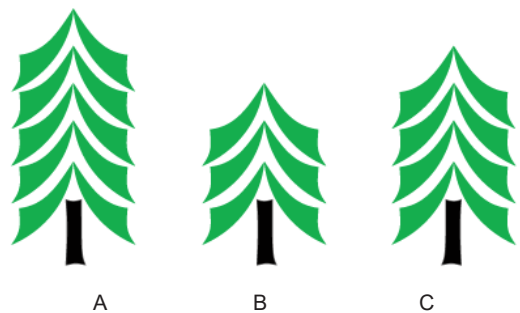
VII. Which is more?



VIII. What comes next?



Answer Figures





?



A



B



C

Answer Figures



?



A



B




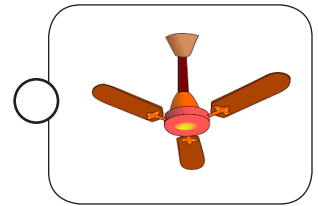
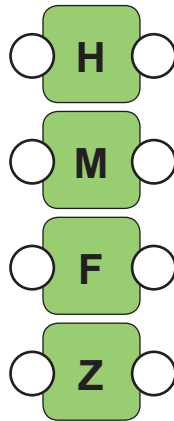


C

Answer Figures



Answer Figures

IX. Connect the pictures with the first letter



MODEL WORKSHEET - 7




LKG

I. Observe the following picture and say the answers.




1. How many boys are sitting on the bench?
2. What is the colour of the flower in the picture?
3. Who is buying the ice cream boy or girl?
4. Name the animal sitting near the boys.
5. Is it day or night?

II. Say the names of the following in English



III. Look at the pictures. Tick on the first letter of the names of pictures.





M A G

B T K




L S O

L T D


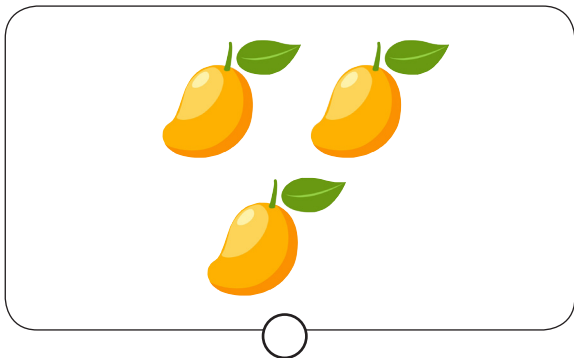
IV. Cross matching. Connect the matching figures.





V. Odd one out. One picture is different from others. Tick on it




VI. Tick on the one which is less.



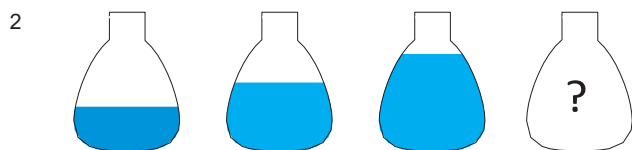

VII. Tick on the picture that has more leaves.



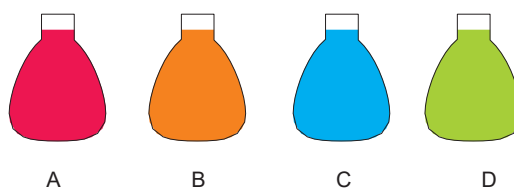
VIII. What comes next ?



Answer Figures



Answer Figures



IX. Write the missing number

5 6 7 9

10 8 6