

To be filled in by the examiner

Name:..... Div:


Name of School:

Instructions to the examiners:

1. Instruct all the kids to sit.
2. Call one kid at a time to the examiner's table and write his/her name, Reg. No. and School name on the question paper.
3. Complete the oral questions (Q. No. 1-10) and put marks in the question paper.
4. Explain each question one by one and ask them to answer.
5. Please **DO NOT GIVE** marks for Q. No. 11-33
6. When all the questions are finished, collect the question paper and sign on it.

Section 1 - Oral Questions**(2x10=20)**

See the given pictures and answer the questions


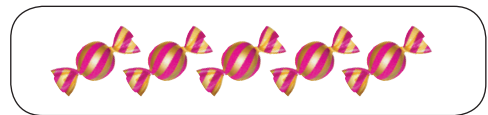




1. Say the name of any 3 birds in your mother tongue
2. Name the colours on the flag
3. How many green coloured leaves are there?
4. Read the number written on the book
5. Read the letter written on the cap
6. Say the names of any two fruits in english
7. What is the colour of your hair?
8. Show your left hand and count the fingers on it
9. Name the vegetables in the picture
10. Recite 4 lines of any rhyme in your mother tongue

Marks

Let's connect

(3x5=15)




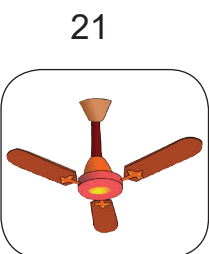

Tick on the odd one in each set

(2x3=6)



Write the first letter of the given pictures

(3x5=15)

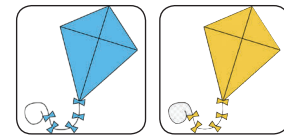
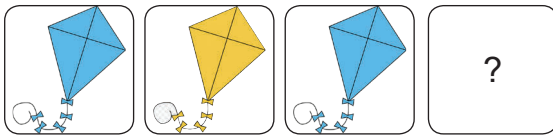


What comes next? Tick on the correct option


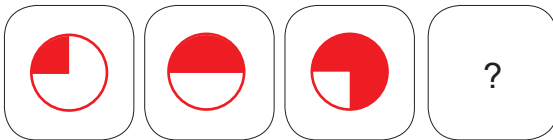
(3x3=9)

Answer figures


24



25





26



Which contains more dots? Tick on it

2 Marks




27



Which is not a vegetable? Tick on it

2 Marks


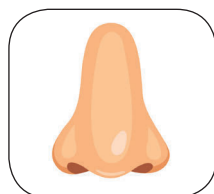
28



Tick on the pictures that start with letter 'N'

2 Marks



29



Which part completes the picture? Tick on the correct option

3 Marks


30



A



B



C

Let's write the missing numbers

4 Marks


31



Colour the picture

8 Marks

32



33. Draw a flower and colour it

14 Marks

