

INTERNATIONAL SCHOLASTIC TALENT TEST (ISTT) 2016

UKG

Max.Marks : 100
Time : 2 Hrs.

Code No.F/002/16

To be filled in by the examiner

Name:..... Reg. No:.....

All the answers should be marked in the answer sheet only.

Examiners please note:

1. Instruct all the kids to sit
2. Distribute answer sheets to all the children and ask them to colour the given picture (Question No.1).
3. Call one kid at a time to examiner's table.
4. Write his/her name, reg. number and name of the school on the top of the answer sheet. (In Block Letters)
5. Read out each question one by one and ask him/her to answer.
6. Put marks for each question in the **answer sheet** only.
7. Please do not give marks for Question No.1,37,38&39
8. When all the questions are finished, ask the child to go to his/her seat and continue the colouring work.
9. Collect the answer sheet and sign on the answer sheets.
10. Give back the question papers to the students.

1. Colour the picture.

(12 Marks)

(See the answer sheet)

A miniature picture is given in the last page (page no. 7) of this question paper. This is for doing at home.

Oral questions.

(Question No. 2 to 36, 2 Marks Each)

Look at the following picture and answer the questions that follow.

2. Say the names of the following in English.





3. Say the names of any two fruits from the following.



4. Recite four lines of any rhyme you have studied.

Answer the following questions by looking at the pictures.

- 5. Who is climbing on the tree?
- 6. Who is sitting on the tree?
- 7. Who is swimming?
- 8. Who is under the tree?
- 9. Who is jumping?



Count and write.

How many flowers are there?


10.



Answer

Connect the pictures with their names.

11.



Duck

12.



Fox

13.



Cock

14.







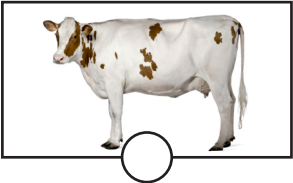

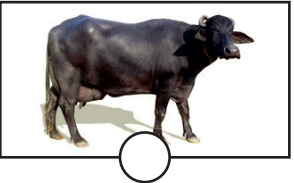
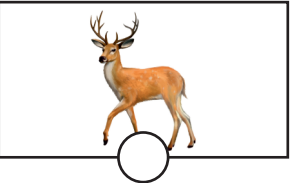








Camel

15.













Frog

Odd one out. One is different from others. Tick on it.

16.				
17.				
18.				
19.				

Cross Matching. Match the animals with their parts. Connect using crayons.

20.		<input type="radio"/>	<input type="radio"/>	
21.		<input type="radio"/>	<input type="radio"/>	
22.		<input type="radio"/>	<input type="radio"/>	
23.		<input type="radio"/>	<input type="radio"/>	
24.		<input type="radio"/>	<input type="radio"/>	

25. Write the number name of 7 _____

26. Write the number **Sixteen**

What comes next? Tick on the correct option.

27. Options

ABC BCD CDE DEF ? FGE EFG FGH

28. Options

25 23 21 19 ? 18 17 16

29. Options

3+4 2+5 6+1 ? 4+5 4+3 4+2

Tick on the correct option.

30. Options

5+4 =

8 9 10

31. Which is correctly written? Tick on it.

eihte eight aight ieght

32. Which is the lowest number among the following? Tick on it.

31 19 28 17 22

Write the names of the following.

33.



.....

34.



.....


35.



.....

What replaces the question mark?.

36.



Options



A



B



C




D

Find the way. Help the little fish to reach its friends.

(5 Marks)

37.



Copy the following in the answer sheet.

(5 Marks)


38.

I have a red cap


Complete the figure and colour it in the answer sheet.

(8 Marks)

39.



1.



DO NOT COLOUR THIS PAGE NOW

INTERNATIONAL SCHOLASTIC TALENT TEST(ISTT) 2016

Answer Sheet UKG


Name:Reg. No :

School :

- | | | |
|----------|----------|----------|
| 2. | 14. | 26. |
| 3. | 15. | 27. |
| 4. | 16. | 28. |
| 5. | 17. | 29. |
| 6. | 18. | 30. |
| 7. | 19. | 31. |
| 8. | 20. | 32. |
| 9. | 21. | 33. |
| 10. | 22. | 34. |
| 11. | 23. | 35. |
| 12. | 24. | 36. |
| 13. | 25. | |

Find the way. Help the little fish to reach its friends


37.



38.

Complete the figure and colour.

39.



1. Colour the picture.

