

IT GLITZ

TEACHER'S HANDBOOK



Dear Sir / Madam,

This handbook aims to help the teachers to concentrate more on the practical side. The teachers have to particularly note that in the lower classes especially in the first and second standards, it is meant to give an awareness of the computer and it is not at all necessary to by heart the computer parts or computer related terms. They mustn't feel computer study a burden. Otherwise let them feel enjoyable their studies. It is not mere a computer study but a concrete foundation for their higher studies through the simple basic programming technics.

Thanking You,

Team EDUFY

All rights reserved. No parts of this publication may be reproduced, stored in a retrieval system or transmitted in any form or by any means, electronic, mechanical, photocopying, recording or otherwise, without the prior written permission of the publisher.

STANDARD - 1

SCHEME OF EXAMINATION

TWO TERM SCHEME

BOOKS	TERM I LESSONS	TERM II LESSONS
BOOK 1	1,2,3	4,5,6

THREE TERM SCHEME

BOOKS	TERM I LESSONS	TERM II LESSONS	TERM III LESSONS
BOOK 1	1,2	3,4	5,6

Note: Questions for each terminal examination cover only the portions prescribed for it.

I Paste right sticker on the blank space.

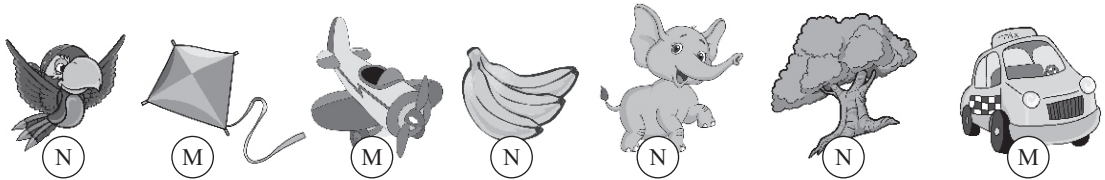
- 1) Calculate 2) Watch News 3) Travel 4) Find time

II Fill in the blanks with suitable letters


- 1) B 2) D 3) A 4) E 5) C 6) F

III Check whether true or false

- 1) False 2) False 3) True

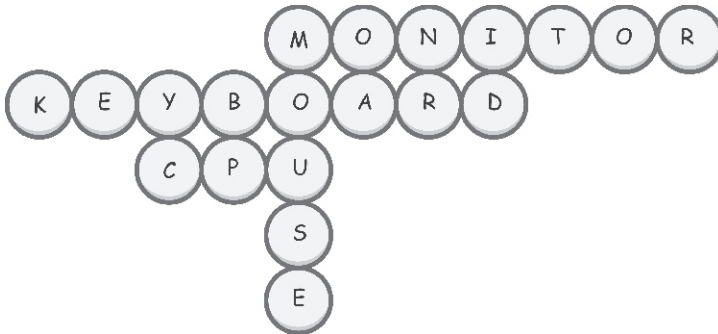
IV Identify the following things and stick N for Natural things and M for Man-made things**V Find out the odd one****VI Colour the picture and tick the right option**

natural thing

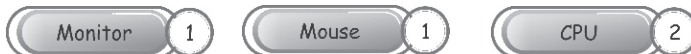
VII Stick photos of two Man-made things**VII Stick photos of two Natural things**

I Name each computer part

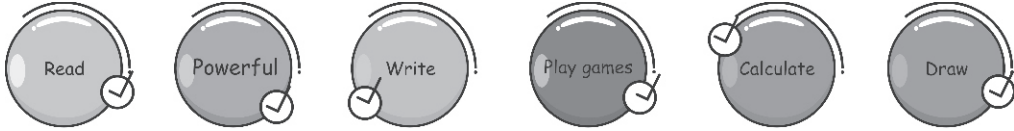
- 1) Monitor 2) CPU 3) Mouse 4) Keyboard

II Stick letters to fill the crossword**III Fill in the blanks with suitable letters**

- 1 Mouse looks like a rat
- 2 CPU is the brain of a computer
- 3 Monitor looks like a television
- 4 Keyboard is used to write letter

IV Match the picture with related computer parts**V Find out how many computer parts are given below****VI Find out any five differences**

I Connect computer with its features and functions



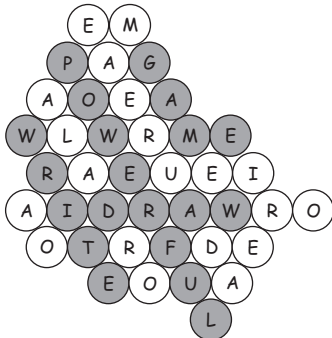
II Check whether true (✓) or false (✗)



III Find out odd one




IV Find out the given words



V Fill in the blank with suitable numbers

1) Letters 2) Songs 3) Games 4) Call 5) Pictures

VI Spot any five differences



I Mark (✓) on the image related with mouse

Dragging Single click Mousepad Wheel Left Button

II Mark (✓) on the image related with Keyboard


Number keys Special keys Alphabetic keys Function Keys

III Fill in the blanks with suitable letters

1) Wheel 2) Mouse 3) Mousepad 4) Left Button 5) Alphabetic keys
6) Numerical keys 7) Keyboard

IV Match the following

1) Wheel 2) Right Click 3) Single Click 4) Numerical Keys
5) Keyboard

V Help the rat to find mouse**I Tick on the right statement**

1) (✓) 2) (×) 3) (✓)

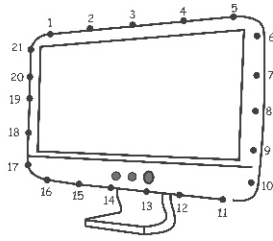
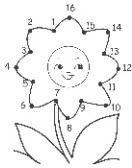
II Tick the correct one

Start → All apps → Windows Accessories → Paint

III Fill in the blanks with suitable numbers

1) Toolbox 2) Colors group 3) Draw picture 4) Paint
5) Start button 6) Color palette

IV Fill the dots and colour it



ITG-I 6 MORE ON PAINT

I Who says true ? Tick on them

- 1) 2) 3)

II Find out tools name?

R	A	L	I	N	E
E	S	R	I	E	N
C	O	V	A	L	E
T	P	E	N	C	P
A	N	R	L	A	E
N	C	A	E	G	N
G	L	S	C	E	C
L	C	E	I	L	I
E	A	R	C	I	L

III Fill in the blanks with suitable letters

- 1) Oval 2) Rectangle 3) Line 4) Eraser

IV Stick the pictures in suitable places



Keyboard



Monitor



Mouse

V Connect the tools with related angry birds



1



2



3



4



5